CircuitMess

Fractions: Thinking Deeper



Directions:
Think carefully.
Use pictures, numbers, and words.

1 Create Your Own Fractions

1 Draw one whole shape.
Show two different fractions that equal one whole.
Label each fraction.

2 Compare and Explain

1 Circle the larger fraction:



$\frac{1}{4}$



$\frac{1}{2}$

Explain why it is larger: _____

_____

2 Circle the fraction that shows almost a whole:

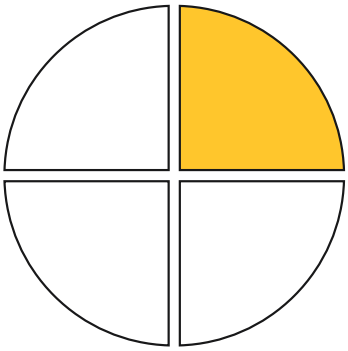

$\frac{1}{4}$

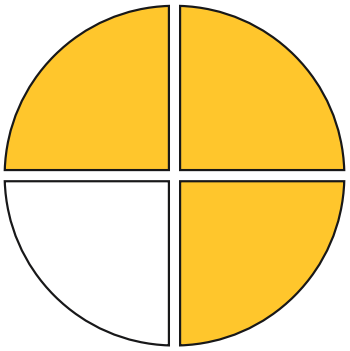

$\frac{3}{4}$

Explain your thinking: _____

_____

3 Real-World Thinking

1 A battery is divided into 4 equal parts.
A robot uses 3 parts.

What fraction is used? _____

What fraction is left? _____

Would the robot last a long time or a short time?
Why?

_____

_____

_____

4 Reflection

Write one thing you learned about fractions that you did not know before.

_____

_____

_____

_____

_____